

# Donaldson Timber – Witney

**Loading:**  
Normal Hours:  
Mon– Thu 0600hrs - 16.00hrs  
Fri 0600hrs – 12.30hrs

**PPE Requirements:**



**Site Safety Information:**

**Reporting/Arrival:**




**Loading/Securing:**



LC 2000 daN or higher




NO CUTS



NO KNOTS



NOT WORN



**LOADS MUST BE SECURED BEFORE LEAVING SITE – PLEASE HAVE STRAPS & RATCHETS READY**

- Loads to be sufficiently secured to prevent forwards, sideways and rearwards movement of product, before going to road.
- Speak to Gatehouse if load requires reconfiguration for load security
- Reversing with Banksman assistance only – request at Gatehouse
- Route Plans where issued must be followed – do not use sat-nav
- Special Delivery Instructions and times must be adhered to

**Securing method by Product:**



## Donaldson Timber – Witney

### Loading:

Normal Hours:  
Mon– Thu 0600hrs - 16.00hrs  
Fri 0600hrs – 12.30hrs

### PPE Requirements:



### Site Safety Information:



## Over length/width vehicles and Equipment Requirements

An over length/width vehicles or load is normally a long or wide load which overhangs the sides of the vehicle/trailer. Refer to <https://www.gov.uk/government/publications/special-types-enforcement-guide/special-types-enforcement-guide#Annex-A> for more information. **Drivers are requested to arrive with the correct equipment**


### Width projections – Wide Loads

Normally, loads may not project more than 305mm on either side of the vehicle and the overall width of the vehicle and load may not exceed 2.9m. However, an exception is made in the regulations to allow indivisible loads up to 4.3m wide under certain conditions. These conditions are summarised in Table 1 below

Table 1: Conditions for Carriage of Wide Loads Under C&U Regulations

Projection distance or overall width	Conditions
Projection over 305mm on either side	Marker boards must be fitted to front and rear – Fig 1 Two days' notice to the police
Overall width more than 2.9m but not exceeding 3.5m	Marker boards must be fitted to front and rear – Fig 1 Two days' notice to the police
Overall width more than 3.5m but not exceeding 4.3m	Marker boards must be fitted to front and rear – Fig 1 Two days' notice to the police An attendant must be provided

Fig 1: Projection markers



A projection exceeding 2 metres - to the front or rear of a vehicle - must be marked with an end-marker which faces the front or rear of the vehicle (above)



A projection exceeding 3 metres - to the front or rear of a vehicle - must (in addition) be marked with side- markers to both its right and left hand side, facing out sideways (above)

As an alternative to the end marker or side marker boards pictured above - in any cases where they're needed - it's alright to use a different form of marker which is authorised in another European country for use on projecting loads. A typical example is shown here (right)

