



A DP WORLD Company

# British Steel, Scunthorpe REDBOURN FN Billet Collection Plan Flatbeds

### Loading:

Monday – Friday 0800-1500

### PPE Requirements:



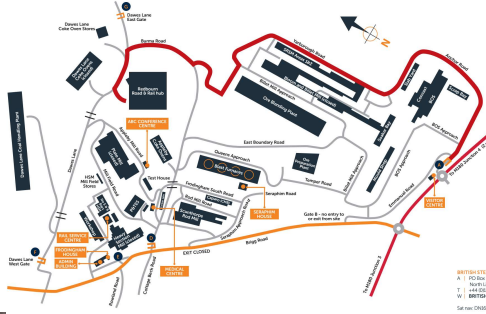
### Additional Information:




### Reporting/Arrival:



ON ARRIVAL STOP AT VISITOR CENTRE GATE A



REDBOURN HUB DRIVER RECEPTION



Collect from P&O Hut



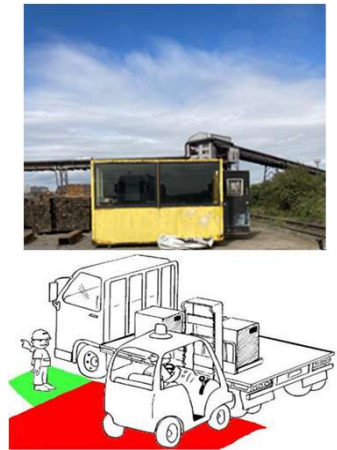
Use a platform to place minimum 3 stanchions and 2 timbers strapped down to create false headboard **NO CLIMBING**



Collect 6 x Large Timbers and 8 X Anti-slip Mats



Set Timbers and ASM as per LRG and then go to **Safe Haven**




Stay in **Safe Haven** during Loading

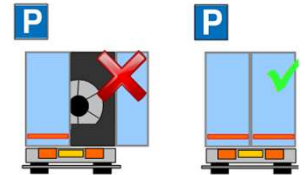
DOORS MUST BE KEPT CLOSED WHEN DRIVING ON SITE

### Loading/Securing:

Stand in green area during loading




Straps **MIN LC 2000 daN**




Min X 16  
MIN X 8




NO CUTS



NO KNOTS



NOT WORN



**LOADS MUST BE SECURED IN THE STRAPPING AREA – PLEASE HAVE ALL EQUIPMENT READY**

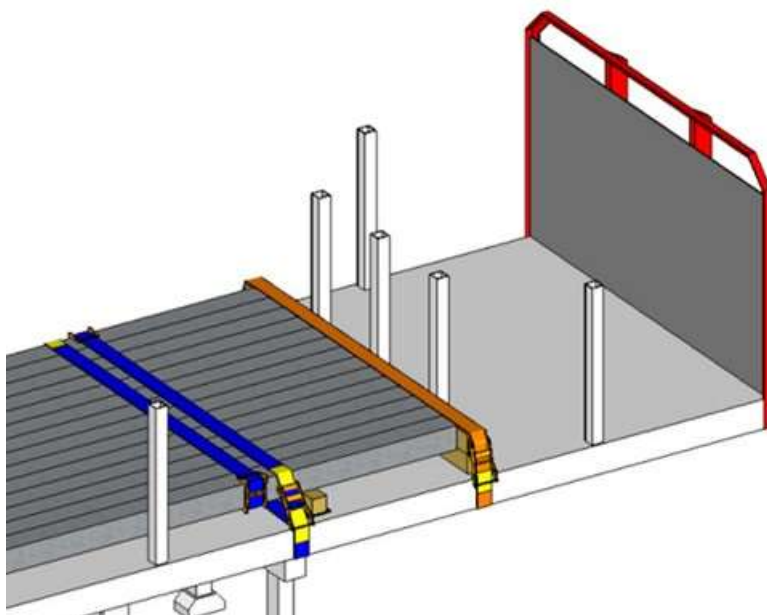
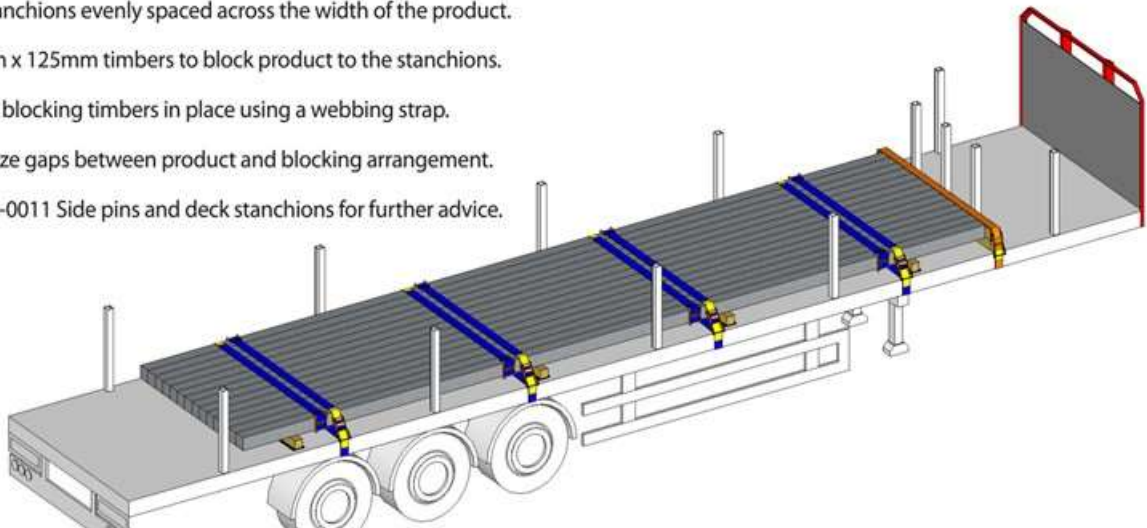
**SECURING INFORMATION ON REVERSE**

# TAD 0117 FN Billet **2 AXLE TRACTOR UNIT**

**ALL EXPORT LOADS MUST BE LOADED AS FOR A **2 AXLE** TRACTOR UNIT TO AVOID AXLE WEIGHT ISSUES ON THE CONTINENT**

## 2. Essential requirements

- All loads must be blocked in the forwards direction.
- All restraints must be a minimum of LC 2000 daN webbing straps and must be compliant with EN 12195-2.
- Webbing sleeve edge protection must be fitted to webbing straps in contact with the product and the chassis frame (unless otherwise stated).
- Anti-slip matting must be placed between all base timbers and the trailer deck.
- Loads must be placed in accordance with TIS-0012 Axle loads and weight distribution.
  - ✓ Stanchions must be a minimum of 80mm x 80mm with a wall thickness of 5mm - Steel Grade S355.
  - ✓ 3off stanchions evenly spaced across the width of the product.
  - ✓ 125mm x 125mm timbers to block product to the stanchions.
  - ✓ Secure blocking timbers in place using a webbing strap.
  - ✓ Minimize gaps between product and blocking arrangement.
  - ✓ See TIS-0011 Side pins and deck stanchions for further advice.



**MIN X 12**



**Min X 16**



**MIN X 8 to be placed  
Closest to the Ratchet**