



A DP WORLD Company

British Steel, Skinninggrove Gantries Collection Plan Crane Rails

Loading:
Monday – Friday 0700-1900

POST CODE: TS13 4ET

PPE Requirements:



Additional Information:



Reporting/Arrival:



ON ARRIVAL STOP AT SECURITY GATE IN PPE



DRIVER RECEPTION / INDUCTION



WEIGHBRIDGE

Loading/Securing:

Stand in **SAFE HAVEN** during loading



OPEN BOTH CURTAINS AND STRAP FROM THE GROUND

Straps **MIN LC 2000 daN**




MIN X 12




MIN X 24




NO CUTS



NO KNOTS



NOT WORN



LOADS MUST BE SECURED IN THE LOADING BAY – PLEASE HAVE STRAPS READY BEFORE ENTERING THE BAY

SECURING INFORMATION ON REVERSE SIDE

LRG 0027 Crane Rails

ALL EXPORT LOADS MUST BE LOADED AS FOR A 2 AXLE TRACTOR UNIT TO AVOID AXLE WEIGHT ISSUES ON THE CONTINENT

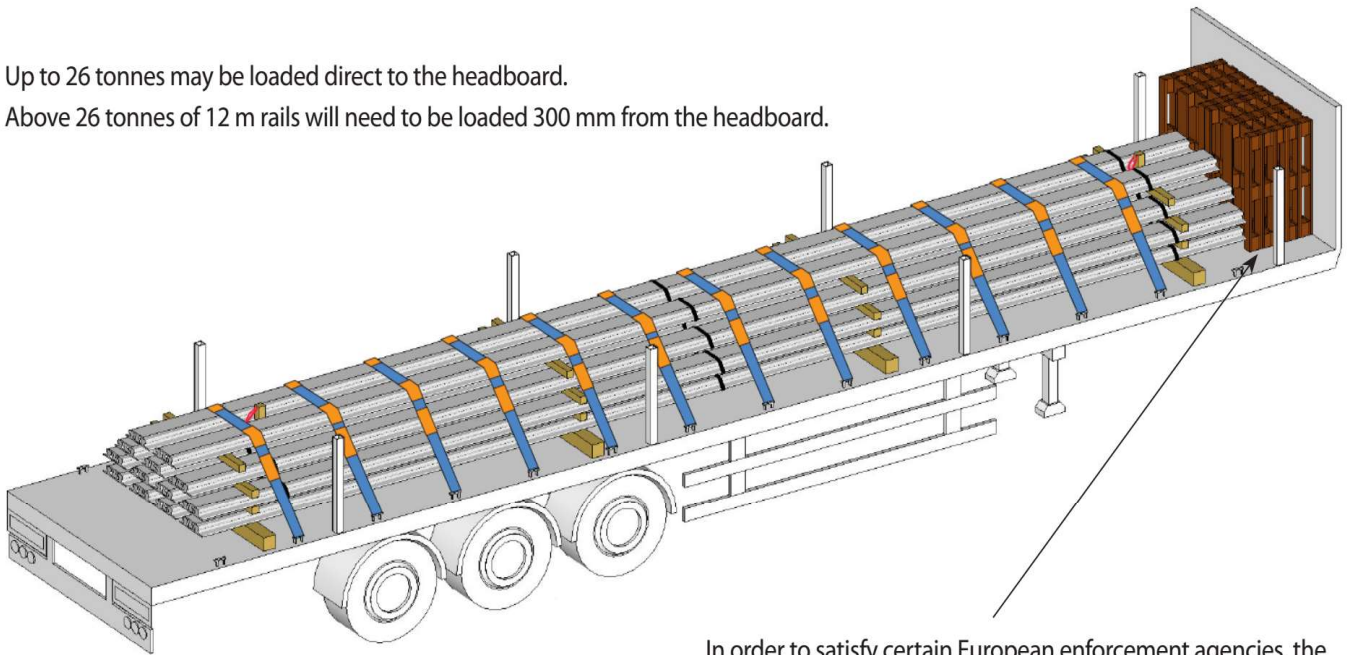
Up to 20 tonnes may be loaded direct to the headboard.

Above 20 tonnes of 12 m rails will need to be loaded 600 mm from the headboard.

Example: 3 axle tractor unit.

Up to 26 tonnes may be loaded direct to the headboard.

Above 26 tonnes of 12 m rails will need to be loaded 300 mm from the headboard.



In order to satisfy certain European enforcement agencies, the gap between product and headboard may be filled with timber dunnage for example Europallets.

Typical full load of crane rails loaded in pyramid formation away from the headboard and restrained with 12 over-the-top web lashings.



Edge protection must be used to protect all webbing straps in contact with steel.

Table 1: Number of restraints

Load	LC 2000 daN
0 - 10 t	5
10 - 15 t	7
15 - 20 t	9
20 - 25 t	11
25 - 28 t	12