



A DP WORLD Company

# British Steel, Skinningrove Gantries Collection Plan Grouser Bars

### Loading:

Monday – Friday 0700-1900

POST CODE: TS13 4ET

### PPE Requirements:



### Additional Information:



### Reporting/Arrival:



**ON ARRIVAL STOP AT SECURITY GATE IN PPE**



**DRIVER RECEPTION / INDUCTION**



**WEIGHBRIDGE Weigh ON**

### Loading/Securing:

Stand in **SAFE HAVEN** during loading



**OPEN BOTH CURTAINS AND STRAP FROM THE GROUND**



**MIN X 14**



**MIN X 33**




**MIN X 19**


Straps **MIN LC 2000 daN**




**NO CUTS**



**NO KNOTS**



**NOT WORN**



**LOADS MUST BE SECURED IN THE LOADING BAY – PLEASE HAVE STRAPS READY BEFORE ENTERING THE BAY**

**SECURING INFORMATION ON REVERSE SIDE**

# LRG 0035 Grouser Bars

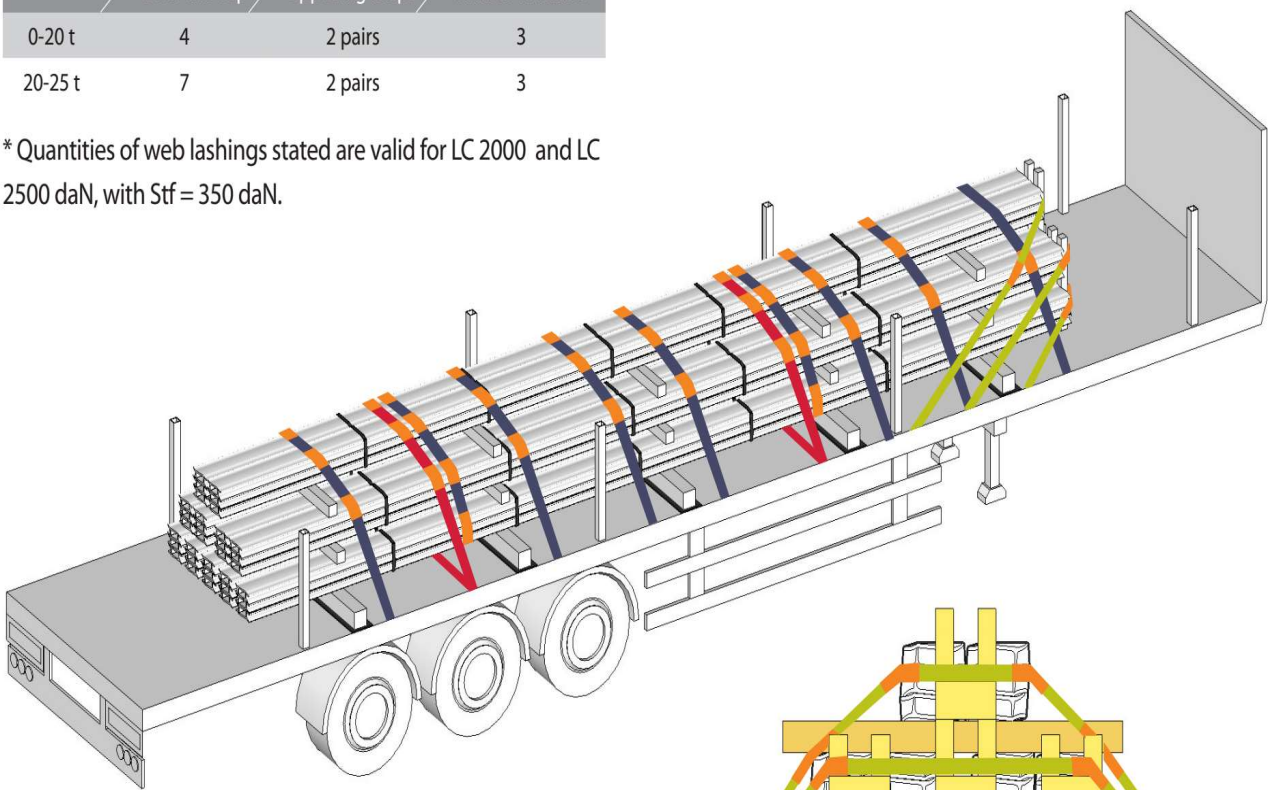
**ALL EXPORT LOADS MUST BE LOADED AS FOR A 2 AXLE TRACTOR UNIT TO AVOID AXLE WEIGHT ISSUES ON THE CONTINENT**

## 4.3 Export loads - Timber 'H' frame system

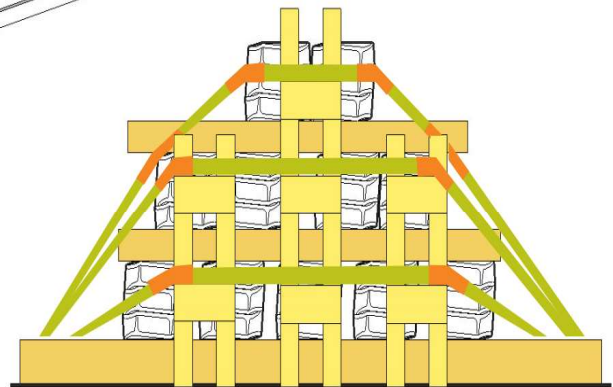
Table 2: Minimum number of lashings required

Load	Web lashings*		
	Over-the-top	Opposing loops	Timber 'H' frame
0-20 t	4	2 pairs	3
20-25 t	7	2 pairs	3

\* Quantities of web lashings stated are valid for LC 2000 and LC 2500 daN, with Stf = 350 daN.



25 tonne load restrained with timber 'H' frames, plus 2 pairs of opposing loops and 7 over-the-top restraints.



View from the front showing position of timber 'H' frames ensuring all packs are blocked, also shows position of web lashings



**MIN X 14**



**MIN X 33**



**Min X 19 apply  
closest to the ratchet**