



P&O Ferrymasters & British Steel Scunthorpe Rod Mill Stands by Road Training video



Fair Processing Notice

There is a legitimate interest for P&O Ferrymasters - Wherstead house, Wherstead, Ipswich, IP9 2WG to process personal data about you for the purpose of administering the British Steel induction training programme.

The personal data processed includes your name, company name and date of induction training. Your personal data will be shared with British Steel for the purpose of demonstrating the competence and understanding of site rules of drivers coming to site and will not be shared with any other third party. This information is held for as long as the driver is still active on British Steel Scunthorpe site and is then disposed of (electronically deleted) once notification is received the driver will no longer visit the site.

You have the right to request access to, rectification or erasure of, restriction of processing of, object to processing of your personal data by us and to submit a data portability request by contacting our Data Protection Officer at the above address or by email enquiries@pofm.com. If you believe that your personal data is being processed in any manner which is incompatible with the information provided in this privacy statement, you have the right to lodge a complaint with the ICO at www.ico.org.uk.

Personal Protective Equipment



- Personal Protective Equipment – examples of what is NOT ALLOWED:



Personal Protective Equipment

- The Seven items of PPE that every driver should have:



Arrivals at Rod Mill



Trailer Park



Dispatch Office

Rail crossings



Arrivals at Rod Mill



Stop at Rail Crossings



Stop at Rail Crossings



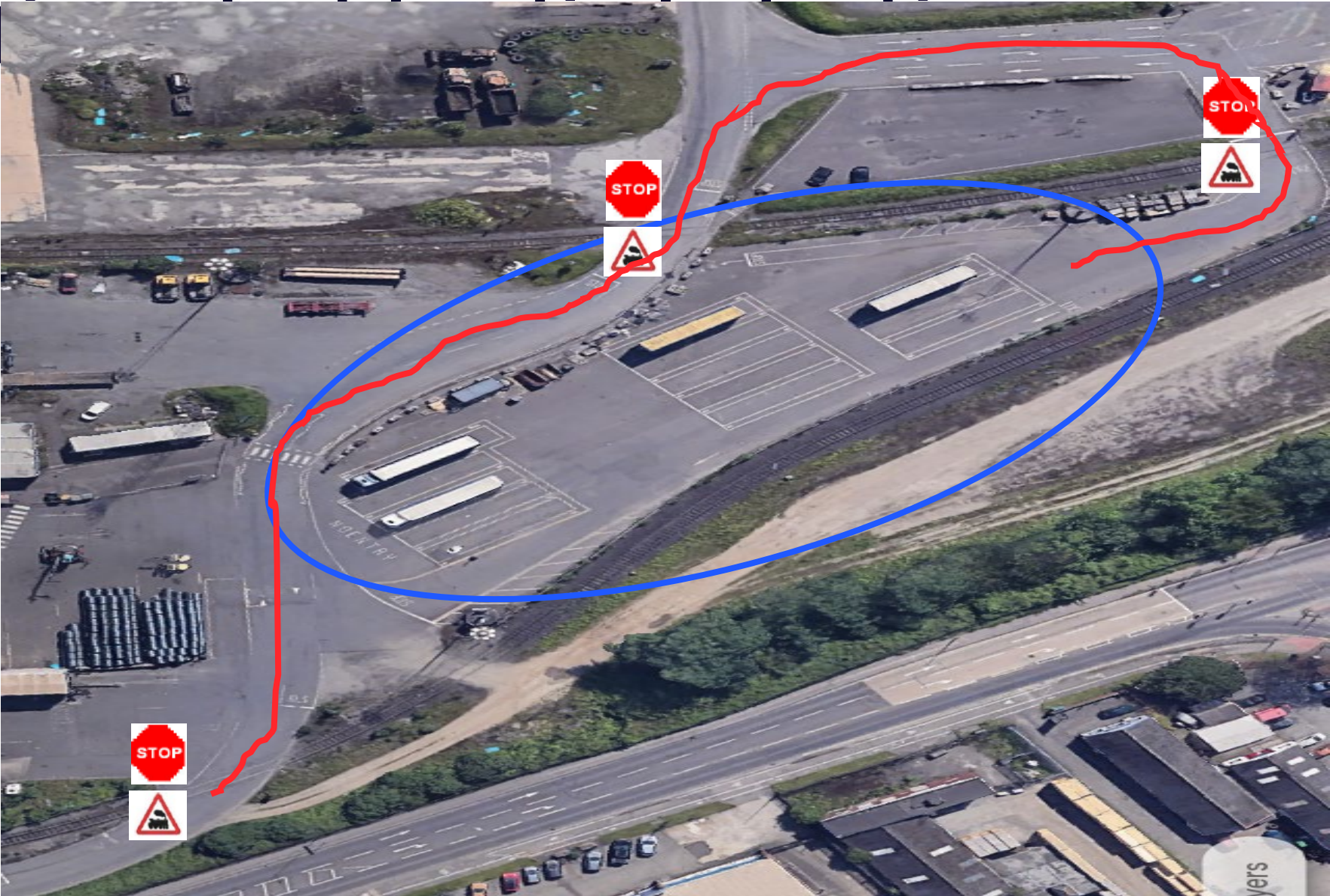
Question 1



Click on the correct image
to proceed




Booking



Booking in – report to Safety Inspector cabin



Booking in – sign in and leave induction card



Parking in the trailer park



Applying truck hand brake



Tractor unit standards



Park brake **ON**



Ignition **OFF**



Key **OUT**



Rod Mill Fatality Barry Shaw

- Saturday 28th August 2010, Scunthorpe, UK
- What happened:
 - Driver Barry Shaw came to collect a loaded trailer
 - He dropped his empty trailer and then reversed under the loaded trailer
 - Engine was running. Handbrake was **NOT** applied
 - Tractor and trailer rolled away
 - Driver tried to get back into the tractor unit to stop it.
 - Driver was crushed to death
- Learnings
 - Standard:
 - Truck Handbrake must be applied
 - Engine off
 - Keys out
 - Apply trailer park brake



Applying trailer park brake





Trailer park brakes




Trailer preparation



Trailer preparation - empty trailer



Trailer preparation – buckles undone on left side



Question 2



Click on the correct image to proceed




Question 3



Click on the correct image to proceed



Uncoupling incident – pin not located



Uncoupling incident – pin not located



Visual Inspection



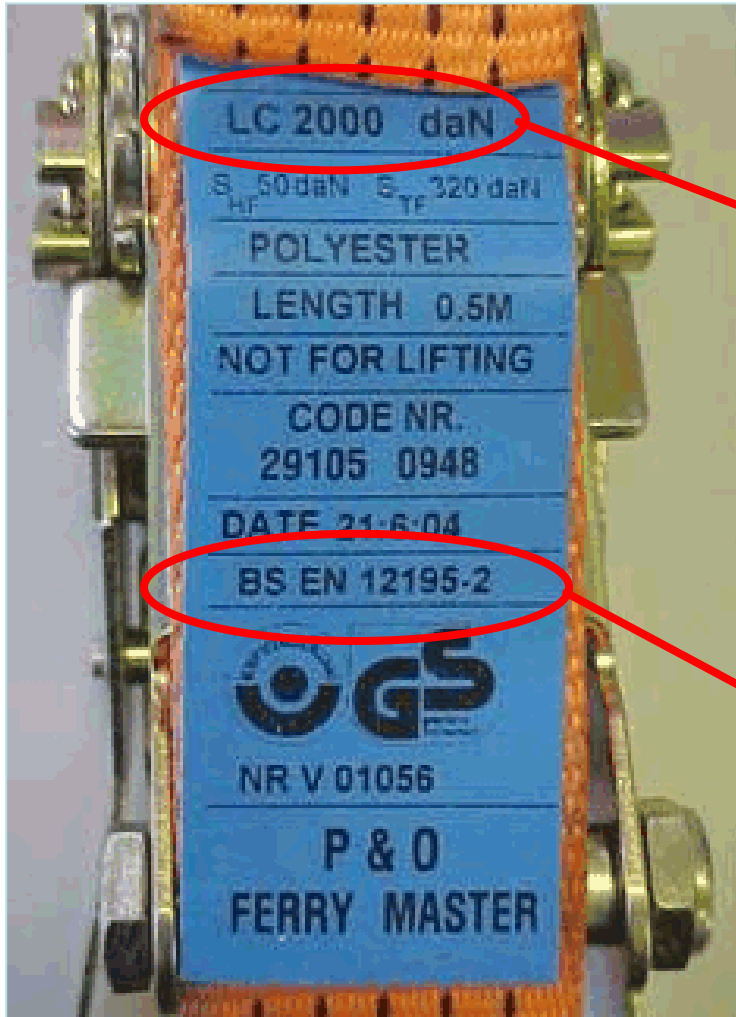
Visual Inspection



No Climbing!!

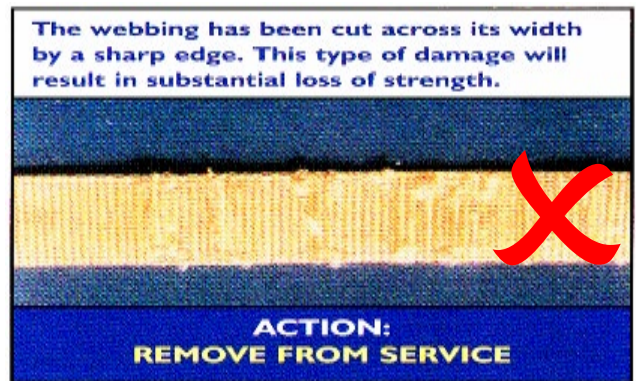



Strap Condition



Lashing Capacity
2000 daN – This is
2ton of Force NOT
Weight!

Must comply to
EN 12195-2



Securing



Securing



Securing



Securing 11 Coil load



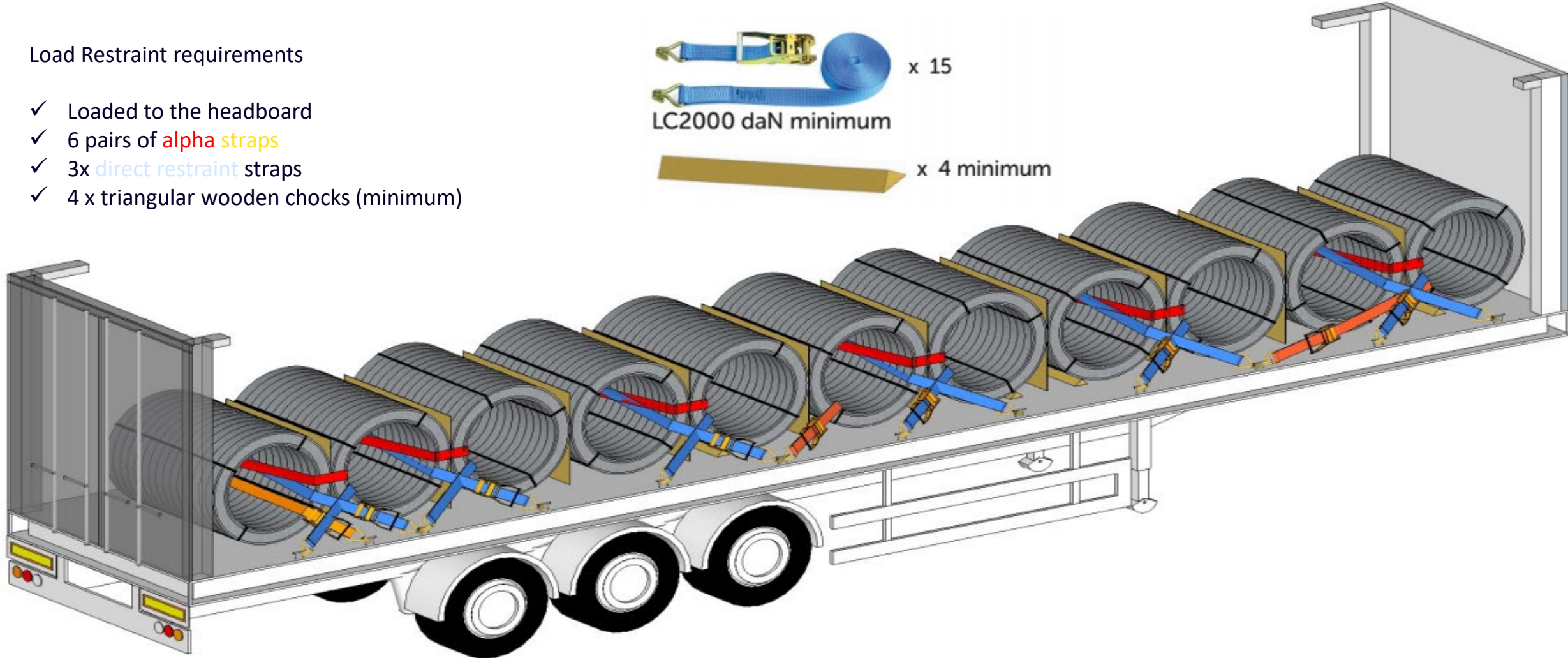
WRIC - LOAD RESTRAINT GUIDANCE
EXPORT LOADS

BUILDING STRONGER FUTURES

Aug 2023

Load Restraint requirements

- ✓ Loaded to the headboard
- ✓ 6 pairs of **alpha straps**
- ✓ 3x **direct restraint** straps
- ✓ 4 x triangular wooden chocks (minimum)



Securing 12 Coil load



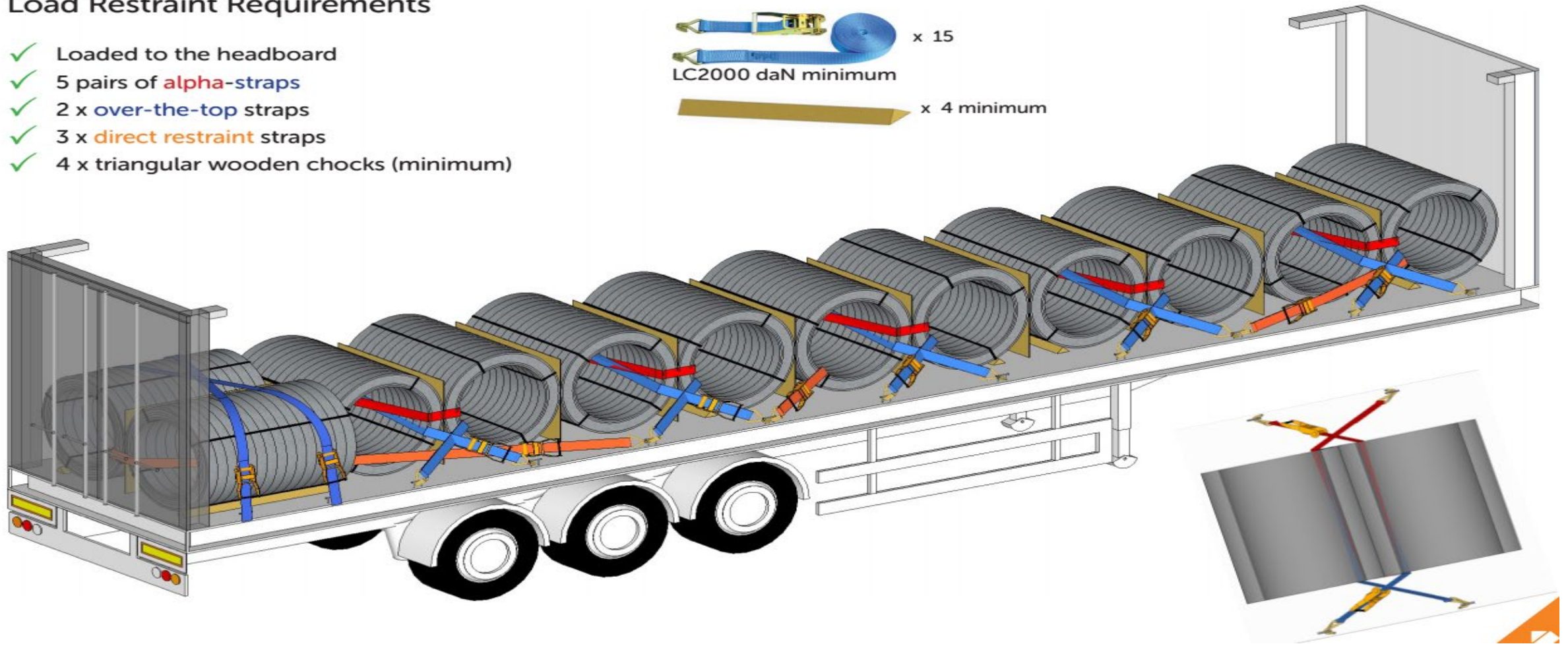

WRIC - LOAD RESTRAINT GUIDANCE
EXPORT LOADS

BUILDING STRONGER FUTURES

Aug 2023

Load Restraint Requirements

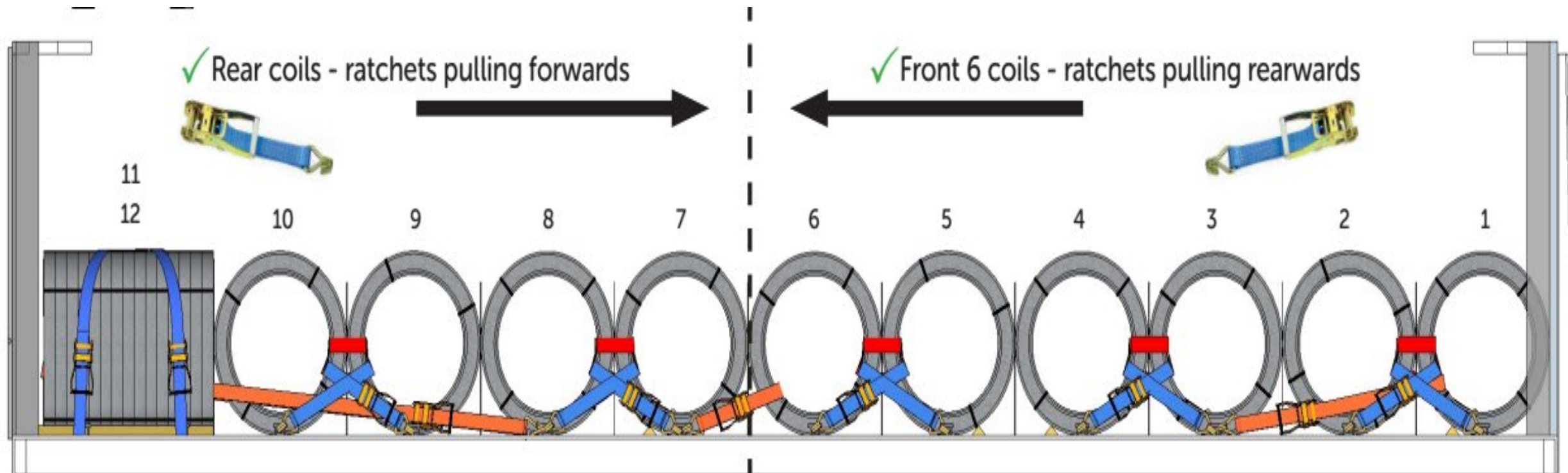
- ✓ Loaded to the headboard
- ✓ 5 pairs of **alpha**-straps
- ✓ 2 x **over-the-top** straps
- ✓ 3 x **direct restraint** straps
- ✓ 4 x triangular wooden chocks (minimum)



Securing 12 Coil load



Securing - Ratchet direction




Securing – Load restraint Guideline



<https://britishsteel.co.uk/who-we-are/transport-logistics/>

Collecting paperwork



Question 4



Click on the correct image to proceed




Question 5



Click on the correct image to proceed

Ratchets pulling towards the headboard?




Ratchets pulling away from the headboard?



Be kind, courteous and polite at all times!





**Well done
and
thank you.**

PPE Q1 Wrong answer



Oops! Try again...



NEXT

Q2 Wrong answer



Oops! Try again...



NEXT

Q3 Wrong answer



Oops! Try again...



NEXT

Q4 Wrong answer



Oops! Try again...



NEXT

Q5 Wrong answer



Oops! Try again...



NEXT

PPE Q1 Correct answer



Well done

NEXT

Booking in



Q2 Correct answer



Well done

NEXT



Q3 Correct answer



Well done

NEXT



Q4 Correct answer



Well done

NEXT



Q5 Correct answer



Well done

NEXT

