



Tata Steel Hartlepool Trailer Preparation and Close Up Guide

September 2023




Hartlepool Trailer Preparation



1. Open trailer doors



2. Access trailer bed via steps



3. Open sliding roof



4. Prepare trailer bed



5. Exit trailer and open both curtains



6. Get straps and ratchets ready



X 14

Hartlepool Securing Load



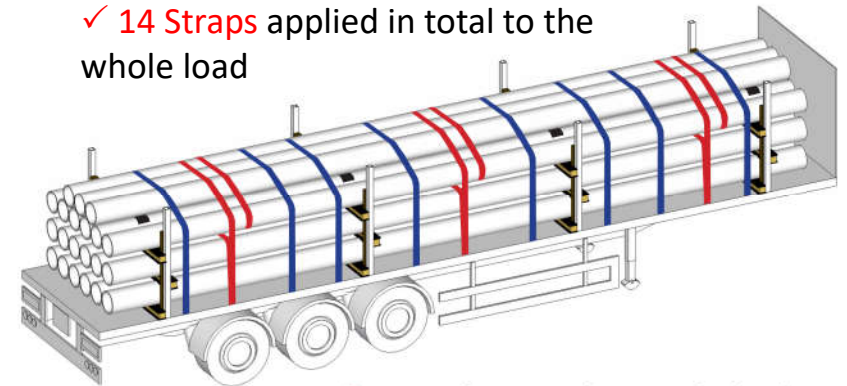
7. Wait in **GREEN** safe zone during loading



8. Apply securing straps from the ground



9. Load Restraint Guide

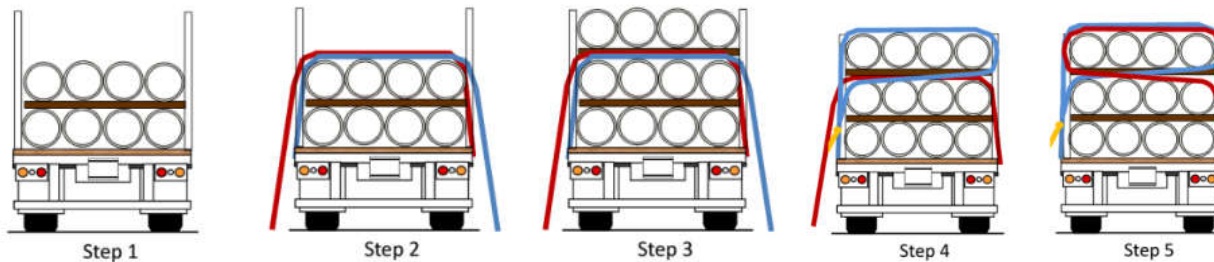


✓ 14 Straps applied in total to the whole load

✓ 3 pairs of opposing loops applied to the top layer

✓ 8 over the top straps applied to the whole load

Method for applying Opposing Loops




Hartlepool Trailer Close Up



10. Using roof pole through open side of trailer, release header bar, hook pole into a horizontal bar, pull roof closed part way from ground

11. Place roof pole hook into external tab, pull roof closed to end

12. Close header bar



Hartlepool Trailer Close Up



14. Close both curtains



15. Close up trailer steps



16. Close doors



17. Stop after 1hr driving, check load, tighten ratchets



